



Elections in 2020 are soon! Get ready and check these simple steps on how to vote.



If you feel sick, stay home. Call a doctor for advice.



Maintain 6 feet social distance.



Wear a mask when you go outside.



Avoid handshakes.



Avoid touching your face.



Cover the mouth or nose with bent elbow or tissue when sneezing or coughing.



Wash your hands often with soap and water.



Throw away tissue and wash hands.

Don't let COVID-19 stop you from voting. Follow MoHS instructions and stay safe: Protect yourself and others! Stay safe while you vote! Working together, we can support our elections and overcome COVID-19.




Remember: Your Vote is Secret!


<https://web.facebook.com/uecmyanmar/>

<https://www.uec.gov.mm/>

Remember you will need to cast at least three ballots:



Pyithu Hluttaw goes in the ballot box with the green lid.



Amyotha Hluttaw goes in the ballot box with the blue lid.



State/Region Hlutaw goes in a ballot box with the purple lid.



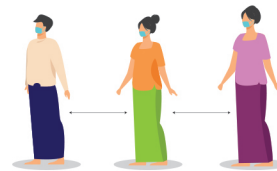
Some voters might be eligible to cast a ballot for an Ethnic Representative! It goes in the ballot box with the purple lid.

Entering the polling station:

Find your voter list serial number on the voter list display in front of the polling station



Maintain safe distances and keep 6 feet from other voters



Wear your mask correctly



Show the polling station security officer that your finger is not inked



Remember: Let voters with disabilities and people in need of assistance go in front of the queue



Receiving, marking, and casting your ballots

1

Check: Countersign on the voter list with your own pen. There will be sanitized pens available if you do not have a pen.



3

Stamp: Mark the ballot once for the candidate of your choice.



2

Collect: Move to the ballot paper issuer and sign the counterfoil. Collect your ballot for the Pyithu Hluttaw.

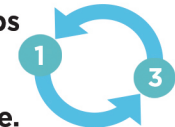


4

Cast: Fold your ballot, and cast it in the ballot box.



Repeat (3+1): Repeat these steps for the Amyotha and State/Region Hluttaw, and an ethnic representative if you are eligible.



1

Before you stamp, sanitize your hands. Make sure you stamp your ballot once on the candidate of your choice! Press the stamp firmly.

2

Remember: Mark only on the candidate of your choice! Before you mark the ballot if the ballot paper is stained or torn let a polling station member know, and collect a new ballot paper.

