

Remember you will need to cast at least three ballots:

Pyithu Hluttaw



goes in the ballot box with the green lid

Amyotha Hluttaw



goes in the ballot box with the blue lid


State/Region Hluttaw




goes in the ballot box with the purple lid

Some voters might be eligible to cast a ballot for an Ethnic Representative!

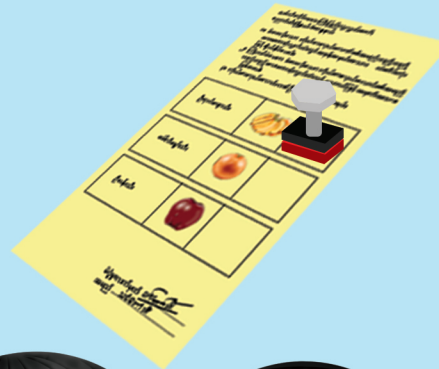
It goes in a ballot box with the purple lid



Make sure you stamp your ballot once on the candidate of your choice! Press the stamp firmly.



Your vote is secret!



Facebook: <https://web.facebook.com/uecmyanmar/>
 Website: <https://www.uec.gov.mm/>



**Elections in 2020 are soon!
 Get ready and check these simple steps on how to vote.**



Don't let COVID-19 stop you from voting.



If you feel sick, stay home. Call a doctor for advice.



Maintain 6 feet social distance.



Wear a mask when you go outside.



Avoid handshakes.



Avoid touching your face.



Cover your mouth or nose with bent elbow or tissue when sneezing or coughing.



Wash your hands often with soap and water.



Throw away tissue and wash hands.

Entering the polling station

Find your voter list serial number on the voter list display in front of the polling station.



Maintain safe distances and keep 6 feet from other voters.



Wear your mask correctly.



Show the polling station security officer that your finger is not inked.



Let voters with disabilities and people in need of assistance go in front of the queue.



Receiving, marking, and casting your ballots

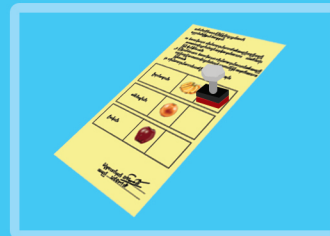
1. Check: Countersign on the voter list with your own pen. There will be sanitized pens available if you do not have a pen.



2. Collect: Move to the ballot paper issuer and sign the counterfoil. Collect your ballot for the Pyithu Hluttaw.



3. Stamp: Mark the ballot once for the candidate of your choice.



4. Cast: Fold your ballot, and cast it in the ballot box.



5. Repeat (3+1): Repeat these steps for the Amyotha and State/Region Hluttaw and an ethnic representative if you are eligible.




6. When you cast your last ballot go to the ink station at the exit of the polling station. Sanitize your hands and wait 30 seconds. Then ink your little left finger.



7. You successfully voted!



Remember: Mark only on the candidate of your choice! Before you mark the ballot if the ballot paper is stained or torn let a polling station member know, and collect a new ballot paper.



candidate of your choice!