



# MYANMAR

## 2015 General Elections

### Facts and Figures

## Table of contents

<b>Infographics</b>	<b>Page</b>
General Elections in Numbers	1
Election Day	2
Voter List in Numbers	3
Voter Education : Materials for Preliminary and National Voter List Displays	4
Voter Education : Social Media and Internet	5
Stakeholder Engagement	6
Cascade Trainings	7
Overview of Hluttaws	8
Gender and Elections	9
Electoral Dispute Resolution	10
Post - Election Review Process	11

# General Elections in Numbers

MORE THAN  
**23.9 Million**  
VOTERS



Pyithu  
Hluttaw  
Elections

**23,847,159** ballots

Amyotha  
Hluttaw  
Elections

**23,947,339** ballots

Region/State  
Hluttaw  
Elections

**23,374,809** ballots

Ethnic Representatives

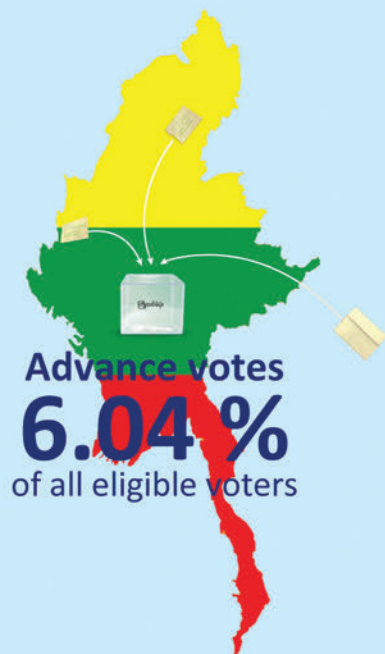

**2,998,513** ballots

**34,295,334**  
VOTERS ON THE LIST  
ON THE ELECTION DAY



47.78%

52.22%



INVALID VOTES  
**5.38%**  
of all ballots cast



What it took to make the  
**THE ELECTION DAY**

**91 POLITICAL PARTIES**



**6,038**  
 CANDIDATES

**800**  
 Woman Candidates



**Election Budget**  
**40 Billion** Kyats  
 (US\$ 31m)

**257,279**  
 Ballot Boxes

**680,000**  
 Seals

**82,819**  
 Bottles of Indelible Ink

**570,088**  
 Polling Station Staff

**87,520**  
 Party Agents

**11,370**  
 Domestic Observers

**1,153**  
 International Observers

**40,141**  
 Polling Stations



**130,838,370**  
 ballots distributed



**74,167,820** ballots cast



by

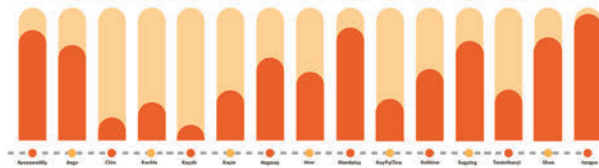
More than  
**23.9** Million Voters



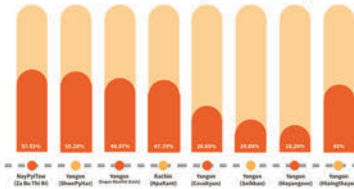
This information is a compilation of available data as of February 2015. The information contained within the materials are not official figures.

# 2015 VOTER LIST in Numbers

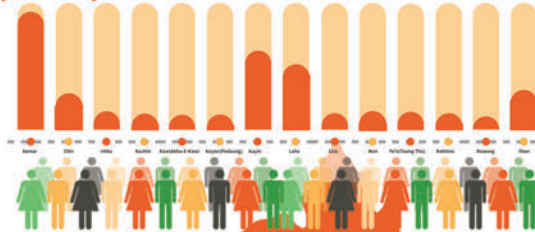
No. of Voters in the list by States/Regions



More than **1 Million** Transfers (Form - 3A) throughout the country



**3,866,602** ethnic registrants recorded in the list

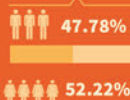


\*% of the voter list matching the 2014 Census data **96.6%**

\*Disclaimer: Based on the 2014 Myanmar Population and Housing Census and the data collected during the 2015 UEC Voter List update. Discrepancies are due to migrant workers living abroad (on the voter list but not enumerated in Census) and the enumeration of ineligible citizens in Census such as persons in the holy order and prisoners not included in the voter list.

**\*75%** of the population in Myanmar came to Voter List Displays to check their names on the list  
\*According to a public survey conducted in January 2016

No. of voters in the Central Database  
**34,295,334**



**7.6 Million** Amendments made



**400,000** people checked their names online at

<https://checkvoterlist.uecmyanmar.org>

This information is a compilation of available data as of February 2016. The information contained within the materials are not official figures.



# Voter Education

## Materials for Preliminary Voter List Display




**300,632 + 10,591**  
Pamphlets & Posters in Ethnic Languages

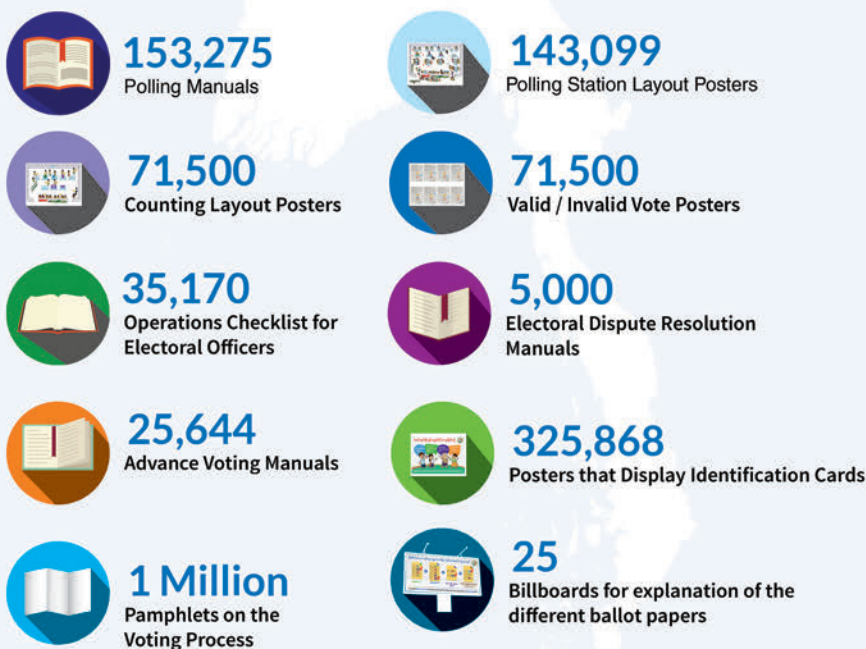
**16**  
LANGUAGES

**Materials in ethnic languages**  
Shan, Kachin (Jingpaw), Kokhant, Talung (Palaung), Lisu, Lahu, Wa, Akkha, Paoh, Zomi, Khumi, Lai, Poe Kayin, Sakaw Kayin, Paoh Kayin, and Mon

## Materials for National Voter List Display



## Election Day Voter Education



# Voter Education: Social Media and Internet

Total  
**210,000**



Total Views  
**10 Million**



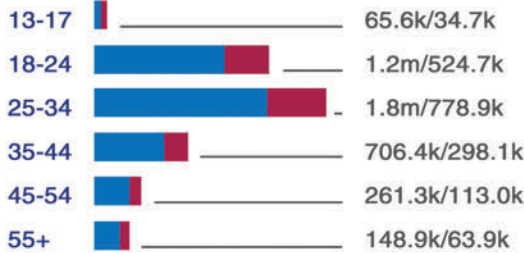
Total posts published  
**820**



During **October and November**  
**2.4 Million**  
views on posts about How to Vote,  
and Election Day



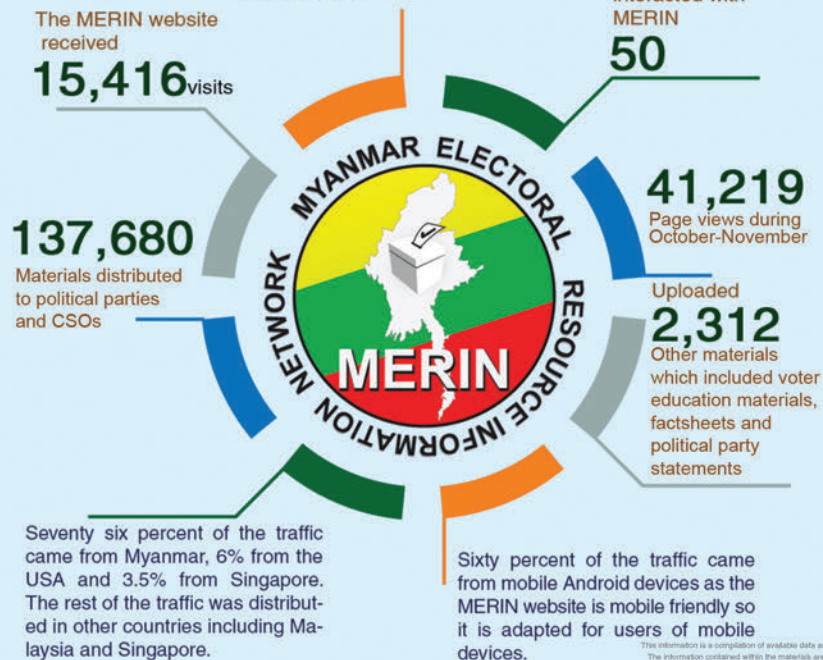
**Gender and Age Groups**  
of people who viewed the pages



**Top Countries and Total Views**



Myanmar Electoral Resource and Information Network (MERIN) shared the UEC information materials in Myanmar and English languages to provide stakeholders with access to information.



This information is a compilation of available data as of February 2016. The information contained within the materials are not official figures.

# Stakeholder Engagement



Had regular interviews with the press, and made 34 public announcements.

34



9 National stakeholders meetings with 60+ CSOs.  
7 National meetings with all 91 registered political parties.

9  
7



UEC held 12+ Press Conferences.

12+




3 Rounds of regional meetings. One with UEC/CSOs and two with UEC/CSO/Political Parties.

3

110 UEC officials coordinated voter education efforts and shared electoral information with 368 members from 253 CSOs and 212 representatives from political parties during the National Display and Campaign Period.



368



608 UEC officials coordinated voter education with 509 members from 352 CSOs in 250 Townships during the Preliminary Voter List Displays.

608

This information is a compilation of available data as of February 2014. The information contained herein for members is not official figures.



# Cascade Trainings

for Polling Station Members and UEC Sub-Commission Staff

## Pilot - ToT and Operational training



Nay Pyi Taw (24<sup>th</sup> to 25<sup>th</sup> August)

**1 session**

12 UEC staff to test training content.

## Cascade training 1 at Central Level

**200**  
participants



Nay Pyi Taw (3<sup>rd</sup> to 25<sup>th</sup> September)

**4 sessions**

State/Region and District Sub-Commissions.  
200 participants trained in ToT and Operational training.

## Cascade training 2 at District Levels

**1,400**  
participants



Districts (5<sup>th</sup> to 9<sup>th</sup> October)

**34 sessions**

The 200 trainers trained during Cascade 1 trained a further 1,400 participants at district levels. This training involved both ToT and Operational Training.

## Cascade training 3 at Township Levels

**80,282** Polling Station Officers



Townships (11<sup>th</sup> to 23<sup>rd</sup> October)

**1,845 sessions**

The 1,400 trainers trained during the earlier cascades provided operational training at the township levels to approximately 80,282 Polling Station Officers, Deputy Polling Station Officers and 15,780 ward/village tract representatives.

## Cascade training 4 for Polling Station Members

**570,088** Polling Station Members




(26<sup>th</sup> to 30<sup>th</sup> October)

Approximately 450,000 Polling Station Members briefed by the 80,282 trained Polling Station Officers and Deputy Polling Station Officers.


# Overview of Hluttaws

## Pyithu Hluttaw



■ NLD 255	■ ZCD 2
■ USDP 30	■ KSDP 1
■ ANP 12	■ KDUP 1
■ SNLD 12	■ WDP 1
■ PONO 3	■ INDEPENDENT 1
■ TNP 3	■ VACANT 7
■ LNDP 2	■ MILITARY 110

## Amyotha Hluttaw



■ NLD 135	■ MNP 1
■ USDP 11	■ NUP 1
■ ANP 10	■ PONO 1
■ SNLD 3	■ INDEPENDENT 2
■ TNP 2	■ MILITARY 56
■ ZCD 2	

# Gender and Elections

in 2010



3,069

Total candidates



127

Women Candidates

in 2015



6,038

Total candidates



800

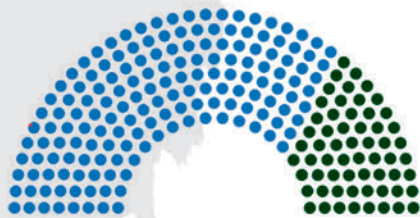
Women Candidates

10.2%

Women in



Pyidaungsu Hluttaw



- 491 Representatives
- 166 Military-appointed representatives
- 64 Women
- 3 Women

UEC launched first Gender Policy

17



Women's organizations consulted



220

UEC staff from 14 States/Regions trained on gender equality principles

UEC increased women staff

17.6%





# Electoral Dispute Resolution

July-Aug  
2015

## CANDIDATE NOMINATION OBJECTIONS AND APPEALS

Adjudication at district, state/region sub-commissions and UEC central.

**67** Appeals filed relating to rejection of candidate nomination: **56** Dismissed and **11** Reversed (nomination accepted). **3** Appeals filed at UEC central relating to ethnic candidates nomination. **21** Cases reviewed by UEC central on its own initiative: **13** Reversed (nomination accepted) and **8** Dismissed.

Sep-Nov  
2015

## MEDIATION COMMITTEES ON CAMPAIGN AND ELECTION DAY:

**448**

Mediation Committees meetings held across the country at village/ward tract, township, district, state/region and UEC central levels.

Dec  
(Ongoing)

## POST-ELECTION OBJECTIONS/TRIBUNALS

**45** Objections relating to results of elected candidate filed within 45 days period.

**45** Election Tribunals established – 3 UEC Commissioners.

**333** Hearings held in Naypyitaw, Shan and Kachin so far.

Since Dec  
2015

## ELECTION EXPENSES REPORTS

**175** Candidates (and their **32** agents) failed to file reports on time.

**12** Tribunals established.

**159** Candidates disqualified by UEC for upcoming by-elections.



# Post - Election Review Process

December 2015

## Total No. of participants

Chin State	27
Kayah State	32
Kachin State	71
Bago Region	35
South Shan State	78
Mandalay Region	101
Sagaing Region	104
Magway Region	83

**17** Region/State Post-Election Review Workshops with UEC, CSOs, and political parties



**1** UEC Internal Central Post - Election Review with HQ and Sub Commissions



**1** UEC - Government Ministries Central Post - Election Review

January 2016

## Total No. of participants

Ayeyarwaddy Region	47
Rakhine State	62
Taninthayi Region	61
North Shan State	51
East Shan State	57
Yangon Region	88
Kayin State	53
Mon State	53
Naypyitaw Union Territory	42

**1,310** Total participants  
**658** UEC HQ and Sub-commissions



**54** Representatives from various government ministries



**338** Participants from **235** CSOs

February 2016

## Total No. of participants

UEC Internal Post - Election Review	44
UEC Government Ministries Central Post - Election Review	44



**260** Representatives from **91** political parties

March 2016

## Total No. of participants

National Post - Election Review Conference	over 177
--	----------



**520** Questionnaires collected, a total of **50,440** answers summarised in graphs and statistics



Number of recommendations received: **478**

